

POPEYE
PROOF OF PURCHASE

180-Day Limited Warranty

PARKER BROTHERS warrants, subject to the conditions below, that if the components of this product prove defective because of improper workmanship or material during the period of 180 days from the date of original purchase, PARKER BROTHERS will repair the product or replace it with a new or repaired unit, without charge, or will refund the purchase price.

- CONDITIONS:**
1. Proof of Purchase: The retail sales receipt or other proof of purchase must be provided.
 2. Proper Delivery: The product must be shipped prepaid, or delivered to PARKER BROTHERS (address: 190 Bridge Street, Salem, MA 01970, Attention: Quality Control Dept.) for servicing, either in the original package or in a similar package providing an equal degree of protection.
 3. Unauthorized Repair, Abuse, etc.: The product must not have been previously altered, repaired or serviced by anyone other than PARKER BROTHERS; the product must not have been subjected to an accident, misuse or abuse.

REPAIRS AFTER EXPIRATION OF WARRANTY:
If the product malfunctions after the 180-day warranty period, you may ship the product prepaid and enclosed with a check or money order for \$8.00 to Parker Brothers. Parker Brothers will, at its option, subject to the conditions above, repair the product or replace it with a new or repaired unit, subject to availability of parts. If replacement units or required parts are not available, the \$8.00 payment will be refunded.

EXCEPT TO THE EXTENT PROHIBITED BY APPLICABLE LAW, ALL IMPLIED WARRANTIES MADE BY PARKER BROTHERS, IN CONNECTION WITH THE PRODUCT, INCLUDING THE WARRANTY OF MERCHANTABILITY, ARE LIMITED IN DURATION TO A PERIOD OF 180 DAYS FROM THE DATE OF ORIGINAL PURCHASE, AND NO WARRANTIES, WHETHER EXPRESSED OR IMPLIED, INCLUDING THE WARRANTY OF MERCHANTABILITY, SHALL APPLY TO THIS PRODUCT AFTER SAID PERIOD. SHOULD THIS PRODUCT PROVE DEFECTIVE IN WORKMANSHIP AND MATERIAL, THE CONSUMER'S SOLE REMEDY SHALL BE SUCH REPAIR, REPLACEMENT OR REFUND AS IS HEREIN ABOVE EXPRESSLY PROVIDED, AND UNDER NO CIRCUMSTANCES SHALL PARKER BROTHERS BE LIABLE FOR ANY LOSS OR DAMAGE, DIRECT OR CONSEQUENTIAL, ARISING OUT OF THE USE OF OR INABILITY TO USE THIS PRODUCT.

SOME STATES DO NOT ALLOW LIMITATIONS ON HOW LONG AN IMPLIED WARRANTY LASTS, OR THE EXCLUSIONS OR LIMITATIONS OF INCIDENTAL OR CONSEQUENTIAL DAMAGES, SO THE ABOVE LIMITATIONS OR EXCLUSION MAY NOT APPLY TO YOU. THIS WARRANTY GIVES YOU SPECIFIC LEGAL RIGHTS, AND YOU MAY ALSO HAVE OTHER RIGHTS WHICH VARY FROM STATE TO STATE.


If you should have any difficulty in operating or playing POPEYE, call our toll-free number at these toll-free numbers:

In Massachusetts: 1-800-892-0299
In other states: 1-800-295-0540
(Not available in Alaska, Hawaii, or Canada.)

Lines are open 9:30 a.m. to 4:30 p.m. (EST) Mon. - Fri. (excluding holidays).
If you are unable to reach us via the Answer Service Line, write to the address mentioned herein for the location nearest you.

In the U.S.A.: Parker Brothers, P.O. Box 1040, Beverly, MA 01915
In Australia and New Zealand: Toys 'R Us Pty. Ltd., 144 Reserve Road, Glen Waverley, VIC 3150, Australia
In the United Kingdom: Parker Brothers, 24-26 St. Dunstons, London, EC1A 3DF
In Canada: Parker Brothers, P.O. Box 4177, Toronto, Ontario, Canada M4R 1R7

PARKER BROTHERS ARCADE/ACTION SOFTWARE



CARTRIDGE FOR TEXAS INSTRUMENTS 99/4A

Under License from Nintendo of America, Inc.

POPEYE game graphics © 1984 King Features Syndicate, Inc. and © 1984 Nintendo of America, Inc. POPEYE is a registered trademark of and is licensed by King Features Syndicate, Inc.
© 1984 Parker Brothers, Beverly, MA 01915. Printed in U.S.A.

Object

In this game, you're POPEYE! And your goal is to catch all of Olive's hearts, notes, and cries for H-E-L-P before they hit the water and sink—or before Brutus, the Sea Hag, or some vulture knocks you overboard. Each time you complete a round, you'll automatically proceed to the next—and more difficult one.

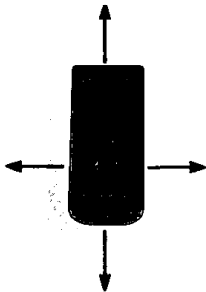
Setting The Console Controls

1. Make sure that the cartridge is placed firmly into the cartridge slot.
2. Turn the ON/OFF switch to ON.
3. Follow the instructions on the screen:
 - a. Press any key to begin.
 - b. Press 2 to play POPEYE.
 - c. Press 1 or 2 for a one- or two-player game.
4. In a few seconds, the playing screen will appear. When the hearts start falling, you're ready to play.

The Joystick

Make sure that the joysticks are plugged firmly into the jacks on your TI 99/4A unit.

The joystick moves in all four directions shown. These are the directions in which you may move Popeye.



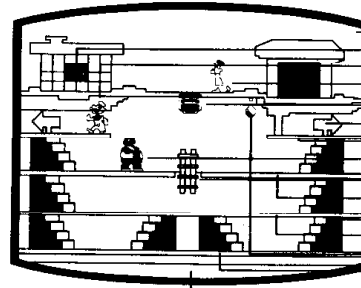
The Fire Buttons

Press the "Fire" button whenever you want Popeye to punch Brutus or the Sea Hag's bottles, knock out vultures, hit the punching bag, or grab his spinach. With each press of the "Fire" button, Popeye will swing his fist once.

NOTE: holding down the "Fire" button will not repeat this action.

Playing

You will begin each round with 3 Popeyes. The first Popeye will appear on the left, topmost ledge as soon as the game begins. The remaining number of Popeyes is indicated at the top, right-hand side of the screen (except in ROUND #3, where the number of remaining Popeyes is indicated at the left-hand side of the screen.)



- Score
- Number of Hearts Caught
- Popeye
- Olive Oyl
- Bucket
- "Thru" Ledges
- Platform #1
- Brutus
- Ladder (Down Only)
- Platform #2
- Stairs (Up & Down)
- Platform #3
- Punching Bag
- Platform #4
- Water

In each round, Popeye must win Olive's affection by catching all of her hearts, notes, or cries for H-E-L-P, depending upon which round you're playing. But Brutus, the Sea Hag, and the vultures all do their best to knock Popeye overboard. Brutus with his fists and bottles, the Sea Hag with her fast-flying bottles, and the vultures with their good aim! When any of them hit Popeye—or if any of Olive's tokens fall into the water and are not pulled out in time—you lose Popeye. If you have a remaining Popeye, he will appear on the top ledge, ready to try again!

Spinach

Throughout the rounds, Popeye's spinach will randomly appear in specific places on the screen (see SPINACH section under each round). Whenever you see it, you may move Popeye over to the spinach and press the "HIT" button. If you reach it in time, you'll hear the "Popeye Theme." This is your chance to catch up with Brutus and knock him overboard. When you do, you gain 3000 POINTS! In addition, if you catch any of Olive's tokens while the tune is playing, you receive DOUBLE THE SCORE FOR EACH. Once Popeye uses his spinach, it will not appear in that same round again.

The Sea Hag

You never know when this nasty ol' biddy is going to jump out from the side lines and pelt Popeye with a bottle. She'll ONLY let one fly (SOMETIMES MORE!) when she's on the same platform as Popeye. If Popeye's not fast enough with his fists to punch the bottle, and it hits him, you lose that Popeye. If you have a remaining Popeye, he will appear on the top ledge.

Sweet Hearts Round #1

Hearts

In this round, you must catch all 24 hearts before they fall into the water and sink—and without being knocked over by Brutus or the Sea Hag. Each time you catch a heart, one will appear on the side of Popeye's house, located at the top of the screen. Once there are 24 hearts, you'll automatically begin the next round.

"Thru" Ledges

As the round begins, Popeye appears on the left, topmost ledge. You may move Popeye off this ledge and land him safely onto the platform below. Or you may move him in the opposite direction and he'll travel around to the other ledge. You may move Popeye back and forth between ledges, or off either side and onto the platform below at any time. Brutus cannot walk on these ledges, BUT HE CAN JUMP UP AND KNOCK POPEYE OVERBOARD!

Stairs

On each platform, there are sets of stairs which Popeye and Brutus must use to move from platform to platform. Use your joystick to guide Popeye up and down these sets of stairs.

Spinach

Popeye's spinach will randomly appear on the stairs to the left, either on platform #2 or platform #3.

"Down" Ladder

In the center of the screen, there is a ladder which connects platform #2 and platform #3. Popeye is the only one who can use this ladder, and only to move downward. However, Brutus can reach up or down this ladder and knock Popeye over.

Punching Bag and Bucket

You'll notice a punching bag located near the center, topmost part of the screen. Whenever Popeye is on the right "Thru" ledge, he may punch the bag, causing the bucket to fall. If Brutus is directly below the bucket, it will stop him in his tracks and YOU GAIN EXTRA POINTS DEPENDING UPON WHAT LEVEL BRUTUS IS ON (see SCORING section). NOTE: Brutus cannot knock Popeye over while the bucket is on top of him!

Love Notes Round #2

Notes

Similar to Round #1, you must catch all 16 love notes before they sink into the water, and without being knocked overboard. Once you've caught all 16 notes, you'll automatically begin the next round.

"Thru" Ledges

In this round, the "Thru" ledges are located on platform #2. Again, Popeye can move off these ledges and land safely on the platform below, or he can move around to the opposite ledge. Brutus can also move about on the ledges; however, he cannot travel around to the opposite ledge.

See-Saw

At the bottom, left-hand side of the screen there is a see-saw. Whenever Popeye is on the 3rd platform, he can jump off the ledge, land on the see-saw, and bounce upwards. If he catches Sweet Pea on the way up, Popeye will land on platform #4 and you'll gain 500 POINTS. If not, he'll land on platform #2. Whenever Brutus bounces on the platform, he'll always land on platform #2.

Spinach

Popeye's spinach will appear to the right on the stairs of the 3rd platform.

H-E-L-P! Round #3

This time, Olive Oyl is crying for H-E-L-P and Popeye must catch all 24 "HELPS." Each time you catch a "HELP," another rung is added to the ladder located in the center of the screen. When you've caught all 24 "HELPS," you automatically return to Round #1, but at a greater difficulty level.

Sliding Platform

In the center of platform #1, there is a sliding platform. When Popeye steps onto it, he'll be whisked across to the other side. If Popeye misses the sliding platform, he falls to the next platform.

Vultures

In this round, vultures may appear and swoop down at Popeye. If you're quick enough, Popeye can punch these vultures, and YOU GAIN 1000 POINTS FOR EACH ONE HE KNOCKS OUT. But if you miss, the vultures can knock Popeye overboard and you lose that Popeye. If you have a remaining Popeye, he will appear on the top, left-hand side of the screen.

Spinach

In this round, Popeye's spinach will randomly appear at the right, either on platform #2 or platform #3.

End of Round

The round ends once you've collected all of Olive's tokens. As long as you have a remaining Popeye, you'll automatically advance to the next round.

End of Game

The game ends when you run out of Popeyes.

To play the same game again, press the "Fire" button.

To change games, press the Function key and the "+" at the same time. This brings you back to the initial screen. See instructions under SETTING CONSOLE CONTROLS.

Two-Player Games

In a two-player game, players alternate as Popeye. The LEFT player goes first. Each player's score is displayed during his or her turn.

- In a two-player game, when one player loses all his or her remaining Popeyes, he or she is out of the game. The opponent, however, may continue to play as long as he or she has a remaining Popeye.
-

Scoring

The number of points for each heart, note, or letter caught depends upon which platform Popeye is on when he catches it.

EXAMPLE:

If Popeye is on platform #2 when he catches any kind of token from Olive, you gain 300 points. If he is on platform #4, the token is worth 100 points.

Hearts, Notes, & Letters

Platform #1	500 points
Platform #2	300 points
Platform #3	100 points
Platform #4	50 points
Tokens in Water	50 points
Punching Bottles	100 points
Punching Vultures	1000 points
Hitting Punching Bag	30 points
Hitting Brutus with Bucket	
Platform #2	1000 points
Platform #3	2000 points
Platform #4	4000 points
Knocking Brutus	
Overboard	3000 points
Catching Sweet Pea	500 points

Bonus Popeye

You'll receive a bonus Popeye after the first 40,000 points accumulated in the game.

Double Points

Remember: You receive double the point value of a token if Popeye catches it while the "Popeye Theme" is playing.